


***Shared Services Highlight:
Kent State University and
Youngstown State University
Database Partnership***



and proud.

AGENDA

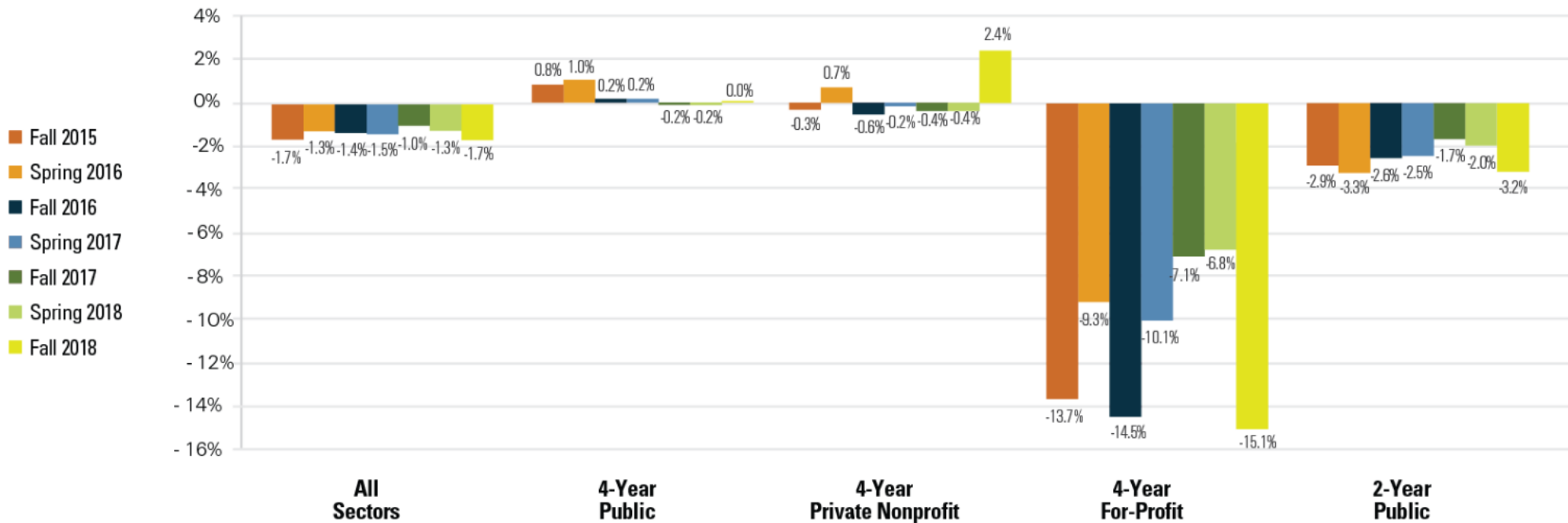
- **Constant Change:**
 - Higher Education Challenges
 - Workforce Challenges
- **Increasingly Digital**
 - Increasingly Dependent
 - Continuously Modernizing
- **The Fab 5 Collaboration**
 - What is the Fab 5 Collaborative?
 - What is the purpose of the partnership?
- **Where do we go from here?**
- **Youngstown State and Kent State - Shared Services**



CONSTANT CHANGE – HIGHER EDUCATION CHALLENGES

Enrollment: Fewer Students, More Diversity

Figure 1: Percent Change from Previous Year, Enrollment by Sector (Title IV, Degree-Granting Institutions)



<https://nscresearchcenter.org/current-term-enrollment-estimates-fall-2018/>

<https://knocking.wiche.edu/reports/2017/3/22/the-west-a-decade-of-rapid-increase-of-hispanic-graduates-before-a-sudden-reversal>

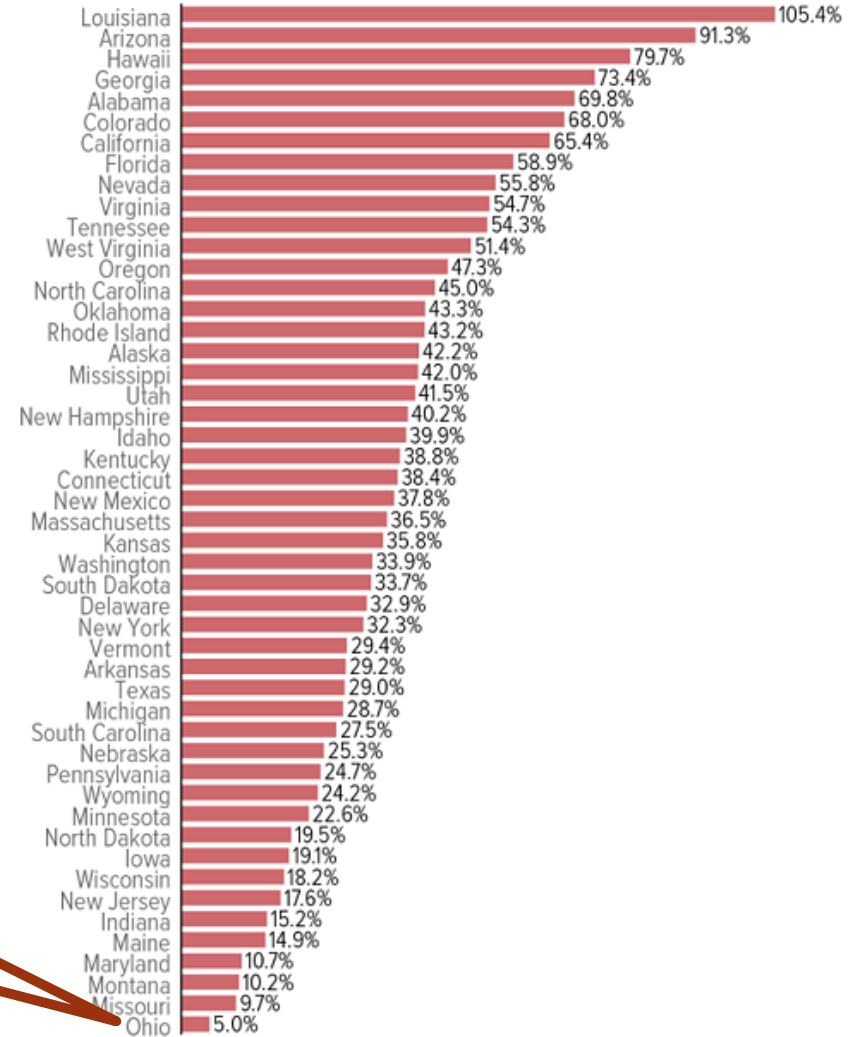


CONSTANT CHANGE – HIGHER EDUCATION CHALLENGES

Costs: Divesting in Higher Education

Single-digit increase over the past decade.

Percent change in average tuition at public, four-year colleges, inflation adjusted, 2008-2018



Note: Illinois was excluded because the data necessary to make a valid comparison are not available. Since enrollment data are only available through the 2016-17 school year, we have estimated enrollment for the 2017-18 school year using data from past years.

Source: CBPP calculations using the "Grapevine" higher education appropriations data from Illinois State University, enrollment and combined state and local funding data from the State Higher Education Executive Officers Association and the Consumer Price Index, published by the Bureau of Labor Statistics

<https://www.cbpp.org/blog/by-disinvesting-in-higher-education-states-contributing-to-affordability-crisis>



CONSTANT CHANGE — HIGHER EDUCATION CHALLENGES

Funding: State
Funding still below
pre-recession levels;
Tuition remains flat.

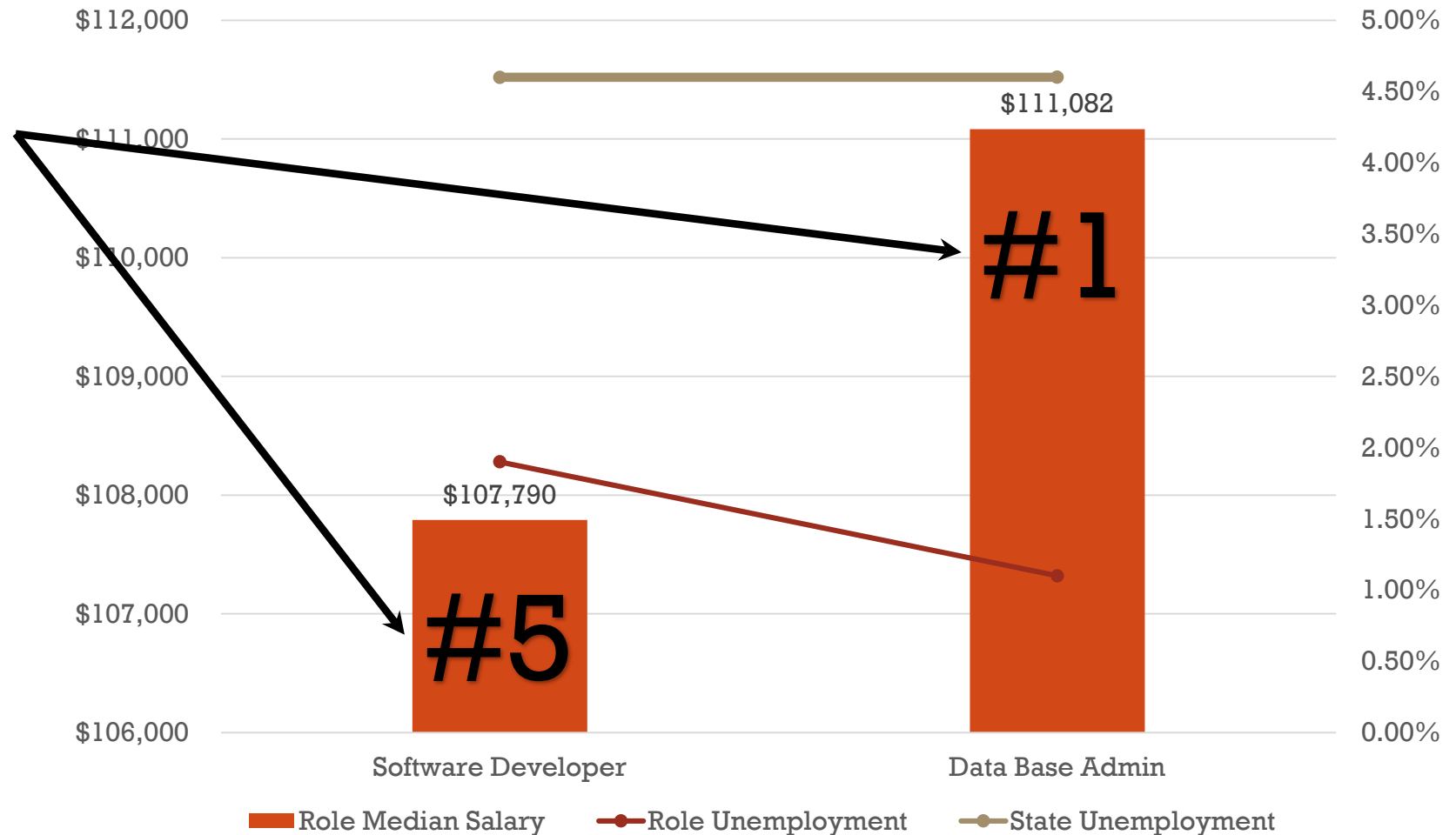
Summary of Annualized Full-Time In-State Undergraduate Tuition and Fees*, FY14 to FY18

Sector/Campus	FY2014	FY2015	FY2016	FY2017	FY2018	Change FY2017- FY2018
University Main Campuses						
BGSU	\$10,726	\$10,726	\$10,726	\$10,726	\$10,726	0%
Cent State	\$6,058	\$6,246	\$6,246	\$6,246	\$6,246	0%
CSU**	\$9,499	\$9,686	\$9,720	\$9,768	\$9,874	1%
KSU	\$9,816	\$10,012	\$10,012	\$10,012	\$10,012	0%
MU***	\$13,748	\$14,233	\$14,233	\$14,233	\$14,233	0%
OSU***	\$10,037	\$10,037	\$10,037	\$10,037	\$10,037	0%
OU***	\$10,446	\$10,602	\$10,602	\$10,602	\$10,602	0%
SSU	\$7,176	\$7,364	\$7,364	\$7,364	\$7,364	0%
UA	\$9,736	\$10,056	\$10,270	\$10,270	\$10,270	0%
UC	\$10,784	\$11,000	\$11,000	\$11,000	\$11,000	0%
UT	\$9,054	\$9,380	\$9,380	\$9,380	\$9,380	0%
WSU	\$8,542	\$8,730	\$8,730	\$8,730	\$8,730	0%
YSU	\$7,900	\$8,317	\$8,317	\$8,317	\$8,317	0%
University Main Campus Average	\$9,502	\$9,722	\$9,741	\$9,745	\$9,755	0.11%



CONSTANT CHANGE – WORKFORCE CHALLENGES

US News 'Best Technology Jobs'



INCREASINGLY DIGITAL — INCREASINGLY DEPENDENT



SKILLS



KNOWLEDGE



**BUSINESS
CONTINUITY**



INCREASINGLY DIGITAL — CONTINUOUSLY MODERNIZING



Thinking



Training



Processes



Roles





The Creation of the FAB 5 Collaborative



FAB FIVE

Kent State University | Miami University | University of Toledo
Wright State University | Youngstown State

Joint effort to improve quality and lower total costs of operating
the Ellucian Banner system for all five Ohio schools.

A collaborative partnership formed between 5 of
the IUC universities that use Ellucian Banner as
their ERP and SIS system

The FAB 5 represents over 100,000 students!



WHAT IS THE PURPOSE OF THE PARTNERSHIP??

- Increased purchasing power across the Banner ecosystem enabled by the unique nature of this collaboration.
- Sharing of technical work as we all move to the full functions of Banner v9 on similar schedules.
 - This includes all the work around the self-service modules as well as the 3rd party software integration using the new Banner platform.



WHERE DO WE GO FROM HERE?

- Move from purchasing agreement to true partnership
- Revival of Ohio Banner Users Group (OBUG)
- Joint Ethos integration projects across FAB 5 schools
- Further negotiations with Ellucian 3rd party vendors
- **Explore other opportunities to share services, improve productivity & affordability, enhance outcomes.**



YOUNGSTOWN STATE AND KENT STATE – SHARED SERVICES

- **YSU – Single DBA, departing**
- **KSU – Team of DBAs, range of ‘administrative services’**
- **Opportunity Exploration**
- **Draft SLA**
- **Legal and Organizational Alignment/Support**
- **Formal Agreement & Implementation**



QUESTIONS

